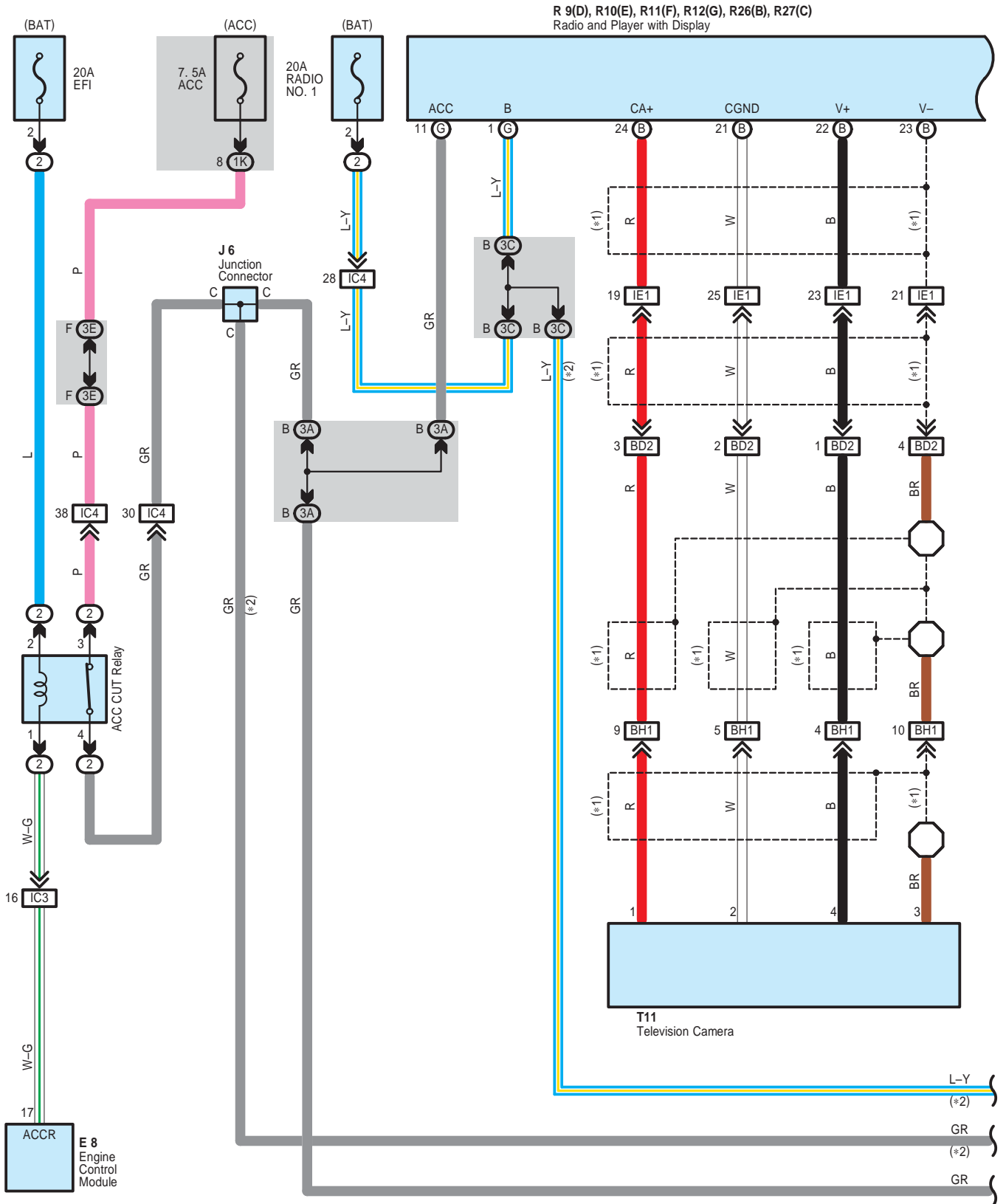
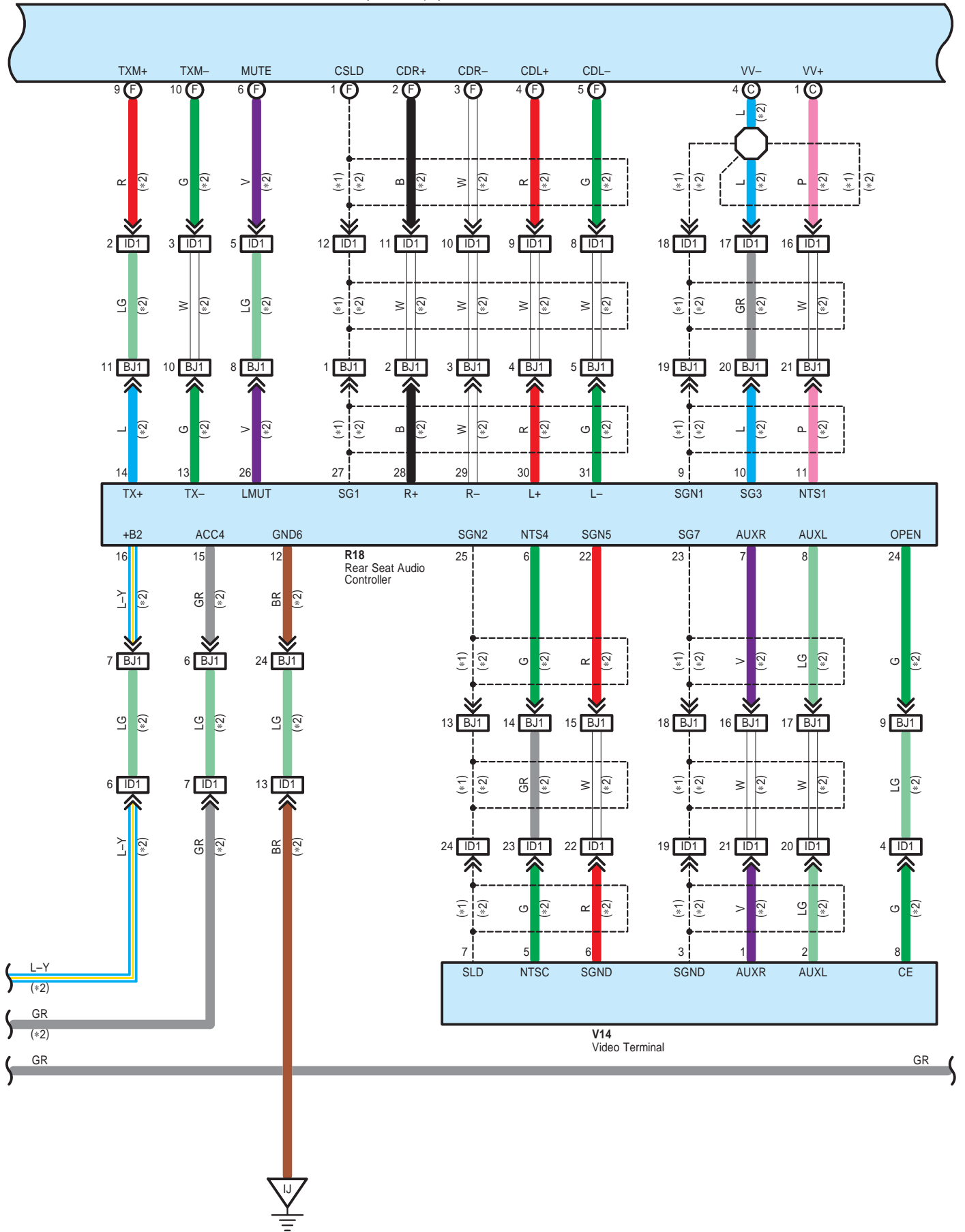


# Navigation, Parking Assist and Audio System



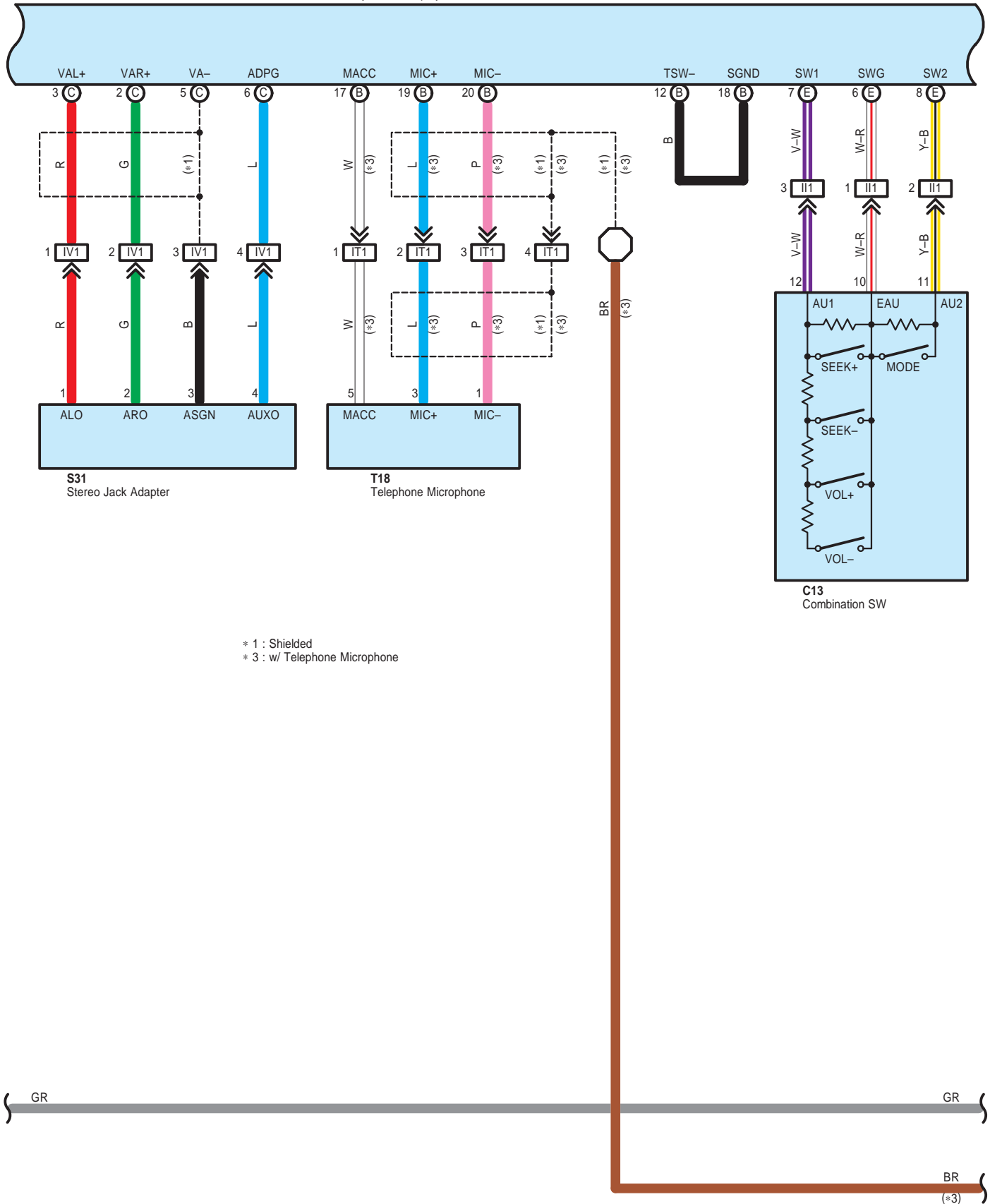
R 9(D), R10(E), R11(F), R12(G), R26(B), R27(C)  
Radio and Player with Display

\* 1 : Shielded  
\* 2 : w/ Rear Seat Entertainment System

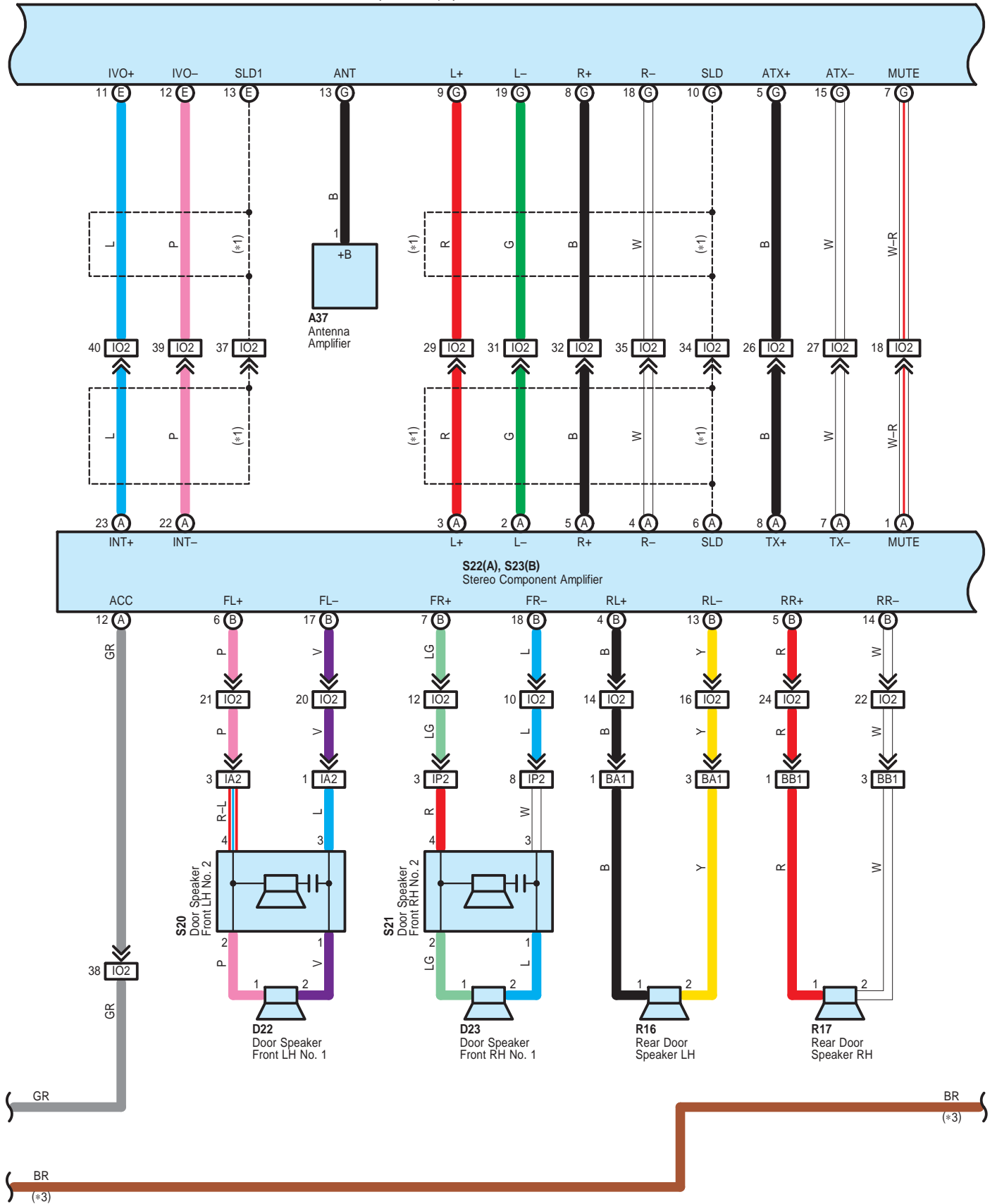


# Navigation, Parking Assist and Audio System

R 9(D), R10(E), R11(F), R12(G), R26(B), R27(C)  
Radio and Player with Display

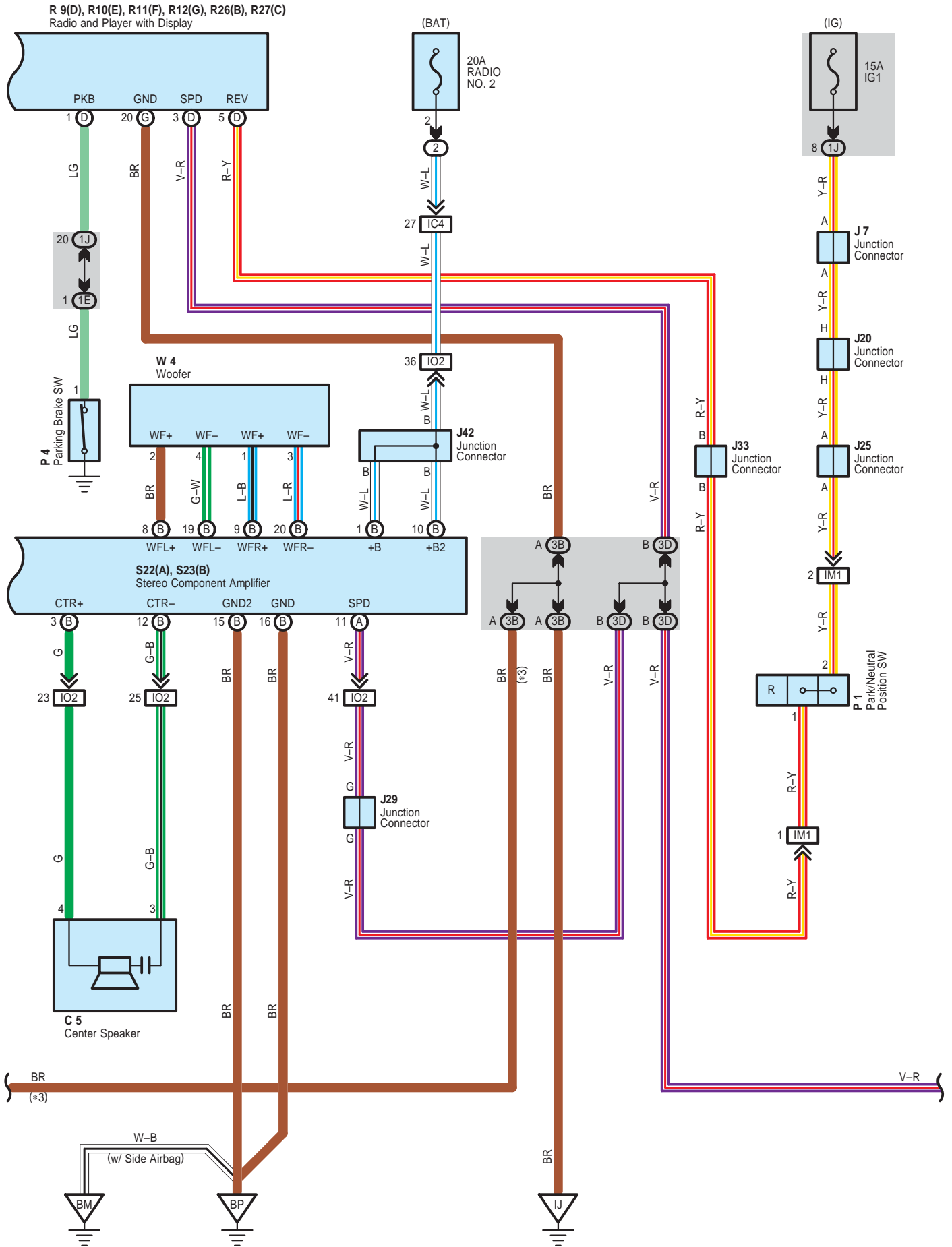


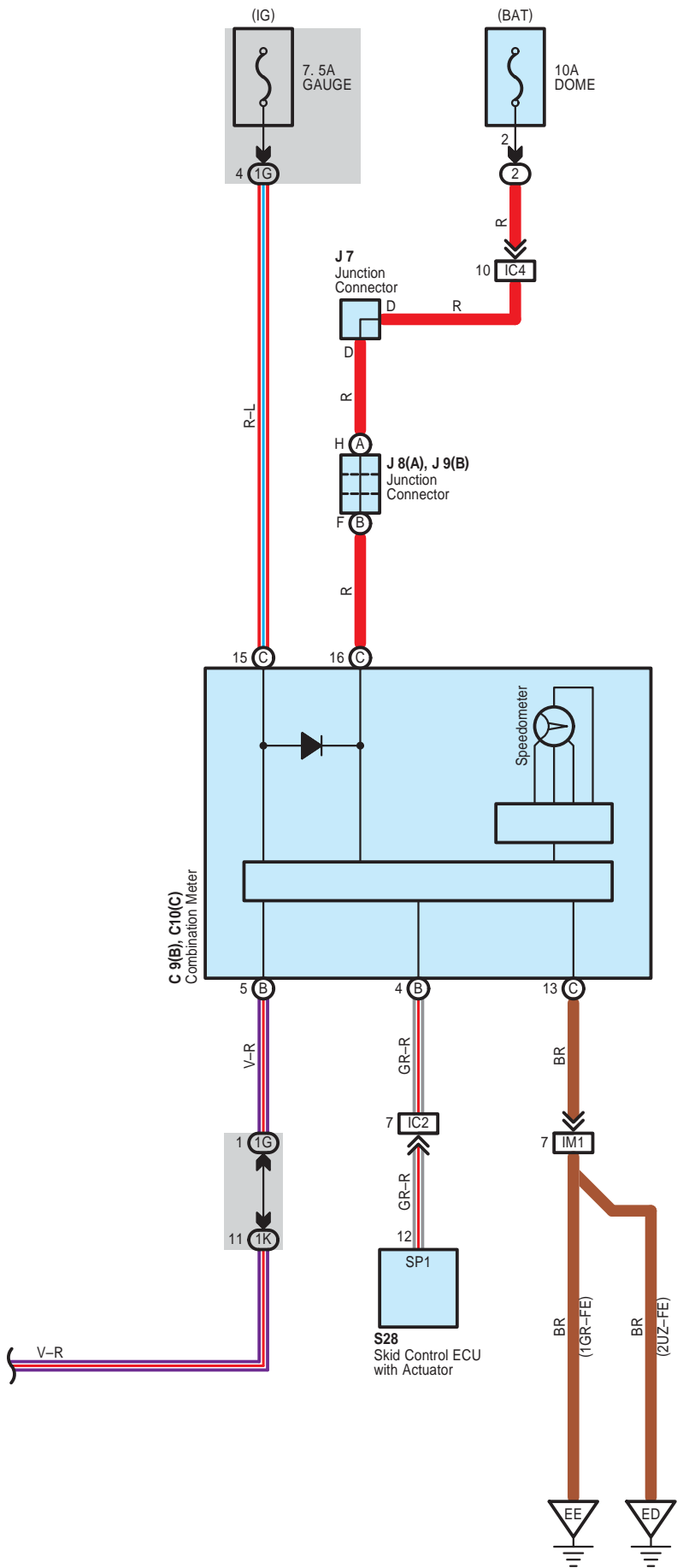
R 9(D), R10(E), R11(F), R12(G), R26(B), R27(C)  
Radio and Player with Display



# Navigation, Parking Assist and Audio System

\* 3 : w/ Telephone Microphone





# Navigation, Parking Assist and Audio System

## : Parts Location

Code	See Page	Code	See Page	Code	See Page
A37	36	J29	38	R26	B 39
C5	37	J33	A 38	R27	C 39
C9	B 37	J34	B 38	S20	41
C10	C 37	J42	40	S21	41
C13	37	P1	33 (2UZ-FE)	S22	A 41
D22	40		35 (1GR-FE)	S23	B 41
D23	40	P4	39	S28	33 (2UZ-FE)
E8	37	R9	D 39		35 (1GR-FE)
J6	38	R10	E 39	S31	39
J7	38	R11	F 39	T11	41
J8	A 38	R12	G 39	T18	41
J9	B 38	R16	41	V14	39
J20	38	R17	41	W4	41
J25	38	R18	41		

## : Relay Blocks

Code	See Page	Relay Blocks (Relay Block Location)
2	22	Engine Room R/B (Engine Compartment Left)

## : Junction Block and Wire Harness Connector

Code	See Page	Junction Block and Wire Harness (Connector Location)
1E	24	Engine Room Main Wire and Driver Side J/B (Lower Finish Panel)
1G	25	Instrument Panel Wire and Driver Side J/B (Lower Finish Panel)
1J		
1K		
3A	28	Instrument Panel Wire and Center J/B (Instrument Panel Brace RH)
3B		
3C		
3D		
3E		

## : Connector Joining Wire Harness and Wire Harness

Code	See Page	Joining Wire Harness and Wire Harness (Connector Location)
IA2	46	Front Door LH Wire and Instrument Panel Wire (Left Kick Panel)
IC2	46	Instrument Panel Wire and Engine Room Main Wire (Left Kick Panel)
IC3		
IC4		
ID1	46	Radio Installation Wiring Sub Assembly and Instrument Panel Wire (Left Kick Panel)
IE1	46	Instrument Panel Wire and Floor No.2 Wire (Left Kick Panel)
II1	46	Instrument Panel Wire and Instrument Panel Wire (Instrument Panel Brace LH)
IM1	47	Engine Wire and Instrument Panel Wire (Right Side of Blower Unit)
IO2	47	Instrument Panel Wire and Floor Wire (Right Kick Panel)
IP2	47	Front Door RH Wire and Instrument Panel Wire (Right Kick Panel)
IT1	47	Roof Wire and Instrument Panel Wire (Left Kick Panel)
IV1	46	Instrument Panel Wire and Console Box No.2 Wire (Rear Console)
BA1	48	Rear Door No.2 Wire and Instrument Panel Wire (Left Center Pillar)
BB1	48	Rear Door No.1 Wire and Instrument Panel Wire (Right Center Pillar)
BD2	48	Back Door No.1 Wire and Floor No.2 Wire (Left Rear Side of Roof)
BH1	48	Back Door No.1 Wire and Back Door No.2 Wire (Left Side of Back Door)
BJ1	48	Radio Installation Wiring Sub Assembly and Radio Installation Wiring Sub Assembly (Center of Roof)



**: Ground Points**

Code	See Page	Ground Points Location
ED	44 (2UZ-FE)	Left Bank Cylinder Head
EE	44 (2UZ-FE)	Rear Side of Cylinder Block
	45 (1GR-FE)	Rear Side of Right Bank Cylinder Block
IJ	46	Instrument Panel Brace RH
BM	48	Floor Seat Crossmember RH
BP	48	Rear Pillar RH